



# The SDGs Indicators: The Greek Experience

**Apostolos Kasapis**

Director – President's Office

Hellenic Statistical Authority (ELSTAT / ΕΛΣΤΑΤ)

7th Inter-Agency and Expert Group on Sustainable Development  
Goal Indicators (IAEG – SDGS)

Vienna - Austria, 9<sup>th</sup> - 11<sup>th</sup> April 2018





# Contents



Greece and  
SDGs



ELSTAT and  
SDGs

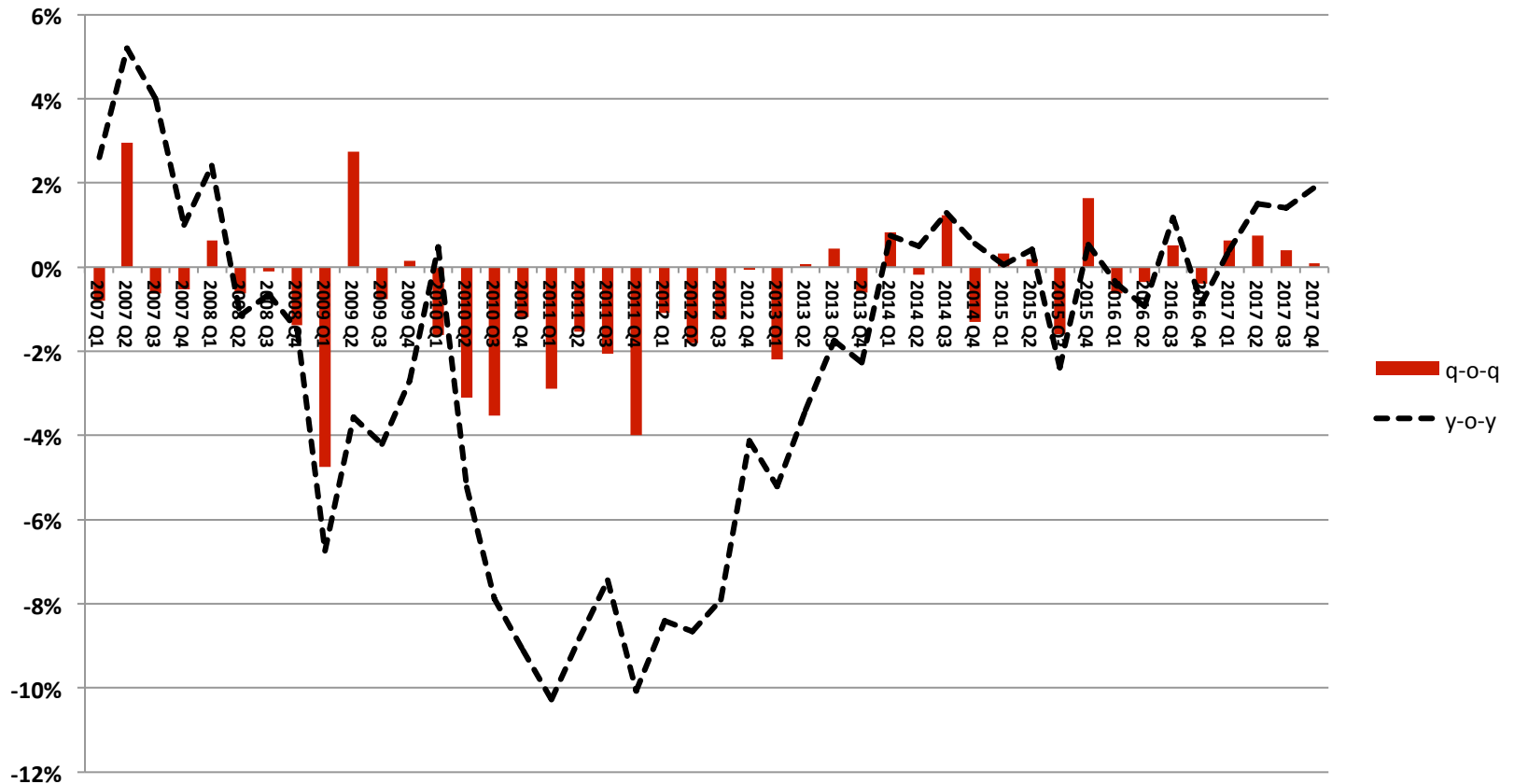


NSOs vs  
Custodian  
Agencies





# Greece - GDP (2007 Q1 – 2017 Q4)





# 1. SDGs and Greece



**Coordination**



**The General  
Secretariat of the  
Government**

- National Priorities (2017)
- Policies
- CVR (June 2018)



## 2. ELSTAT / ΕΛΣΤΑΤ

- 17 Goals
- 232 Indicators



Hellenic  
Statistical  
Authority  
(ELSTAT/ΕΛΣΤΑΤ)

- is the National Statistical Service of Greece.
- Coordinates the Greek Statistical System.

**Mission**

- To safeguard and continuously improve the **quality** of the country's statistics.



## 2. ELSTAT / ΕΛΣΤΑΤ

**The purpose of ELSTAT is to produce, on a regular basis, Official Statistics which:**

- cover all the fields of activity of the public and private sector,
- are submitted to international agencies in compliance with the obligations of the country and
- concern the general public or specific categories of users of statistics in Greece and abroad.

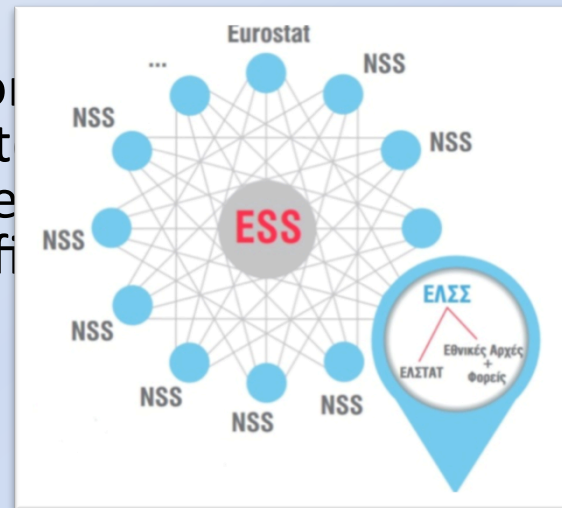


## 2. National and European Statistical System

- The Hellenic Statistical System **authorities** that have the responsibility to collect, coordinate, disseminate and disseminate ELSS age statistics



EUROPEAN  
STATISTICAL  
SYSTEM



- The European Statistical System (ESS) is established with the objective of providing **comparable statistics** at Euro level. The ESS is a partnership between Eurostat and the national statistical institutes (NSIs) and other national authorities, which are responsible for the development, production and dissemination of European statistics.

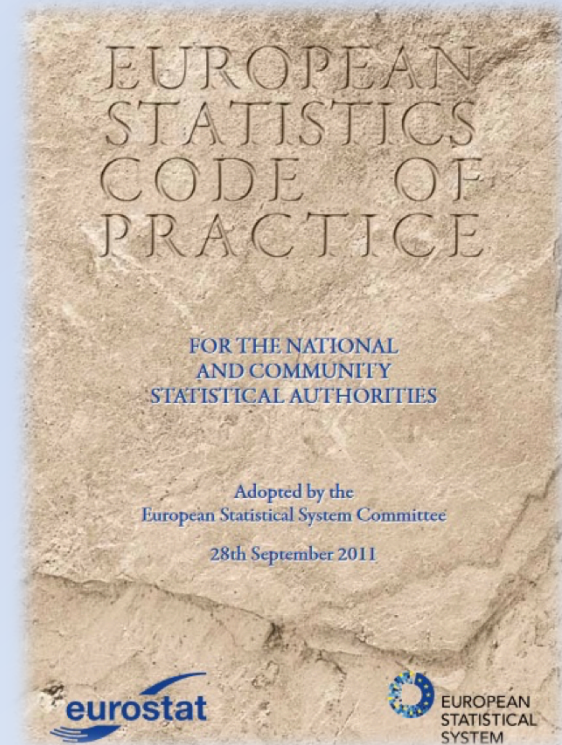
Authorities

ELSTAT



## 2. European Statistics Code of Practice

- Professional Independence
- Mandate for Data Collection
- Adequacy of Resources
- Commitment to Quality
- Statistical Confidentiality
- Impartiality and objectivity
- Sound Methodology
- Appropriate Statistical Procedures
- Non-excessive Burden of Respondents
- Cost Effectiveness
- Relevance
- Accuracy and Reliability
- Timeliness and Punctuality
- Coherence and Comparability
- Accessibility and Clarity







## 2. SDGs and Tier System

- 17 Goals
- 232 Indicators



- **Tier 1:** Indicator conceptually **clear**, established **methodology** and standards available and **data regularly produced** by countries
- **Tier 2:** Indicator conceptually **clear**, established **methodology** and standards available but **data are not regularly produced** by countries.
- **Tier 3:** Indicator for which there are **no established methodology** and standards or methodology/standards are being developed/tested



## 2. SDGs and Greece

- 17 Goals
- 232 Indicators



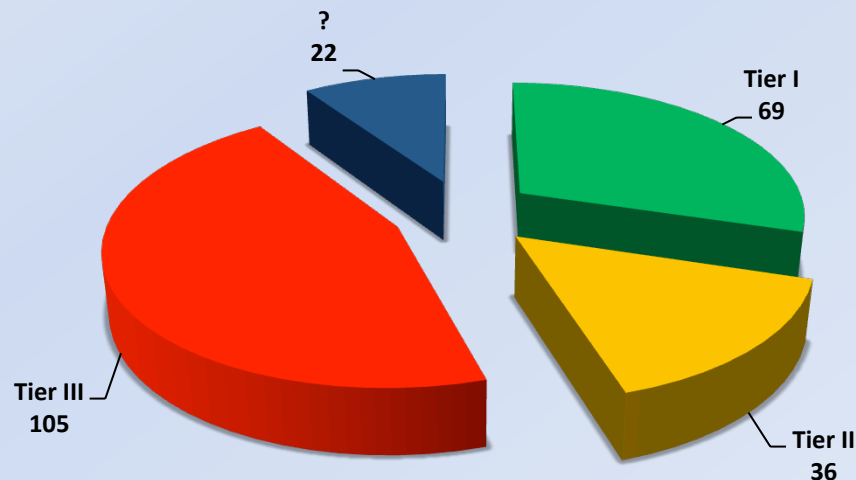
- ELSTAT had three rounds (June 2016, December 2016, June 2017) of evaluation concerning the SDGs indicators.





## 2. SDGs and Greece

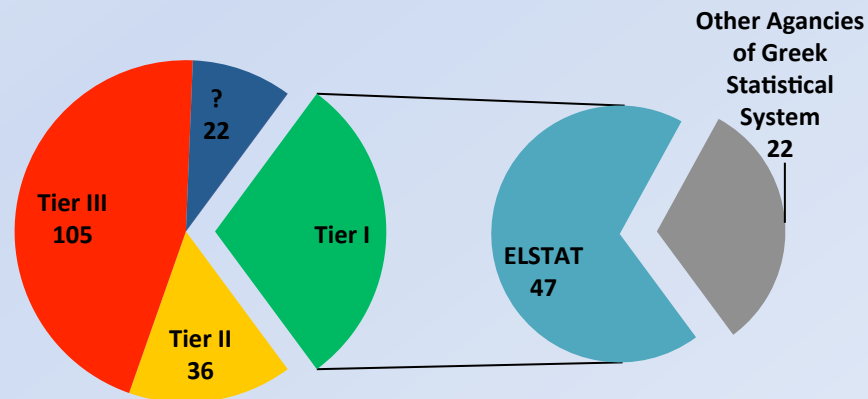
- 17 Goals
- 232 Indicators






## 2. SDGs and ELSS

- 17 Goals
- 232 Indicators





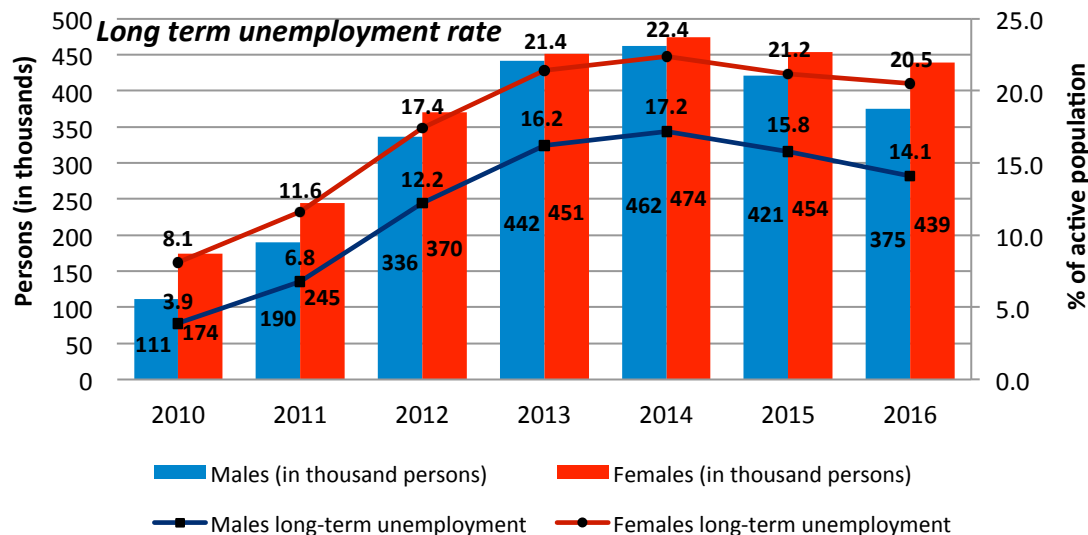
## 2. ELSTAT web page

 <b>Hellenic Statistical Authority</b>								<a href="#">Register</a> <a href="#">Sign In</a> <a href="#">Ελληνικά</a> <span style="background-color: red; color: white; padding: 2px 5px;">A</span>	<input type="text"/> <input type="submit" value="Q"/>	
#	Description	T-5	T-4	T-3	T-2	T-1	T	Survey	ELSTAT's Department	Remarks
1.2.1	Proportion of population living below the national poverty line, by sex and age	21.4	23.1	23.1	22.1	21.4	21.2% (2015)	Survey on Income and Living Conditions (SILC)	Special Household Surveys Section	
<b>Proportion of population living in households with access to basic services</b>										
1.4.1	Capacity to afford a meal with meat, chicken, fish(or vegetarian equivalent) every second day	90.7	86.7	87.5	87.0	88.1	87.1 (2016)	Survey on Income and Living Conditions (SILC)	Special Household Surveys Section	
	Telephone (including mobile phone)	99.7	99.4	99.3	99.2	99.3	99.3 (2016)	Survey on Income and Living Conditions (SILC)	Special Household Surveys Section	
	Personal safety - Vandalism and crime	79.7	80.2	79.6	85.9	87.0	87.8 (2016)	Survey on Income and Living Conditions (SILC)	Special Household Surveys Section	
	Replace worn out clothes by some new	na	na	97.1	97.1	95.9	95.3 (2016)	Survey on Income and Living Conditions (SILC)	Special Household Surveys Section	
	Internet connection for personal use at home	50.2	53.6	56.3	65.6	68.1	69.1 (2016)	Survey on Income and Living Conditions (SILC)	Special Household Surveys Section	
	Get-together with friends/ family (relatives) for a drink/meal at least once a month	na	na	65.6	63.3	64.7	64.6 (2016)	Survey on Income and Living Conditions (SILC)	Special Household Surveys Section	
	Obligatory education level attained 15 years	71.8	72.4	72.3	72.3	72.7	73.6(2016)	Survey on Income and	Special Household	



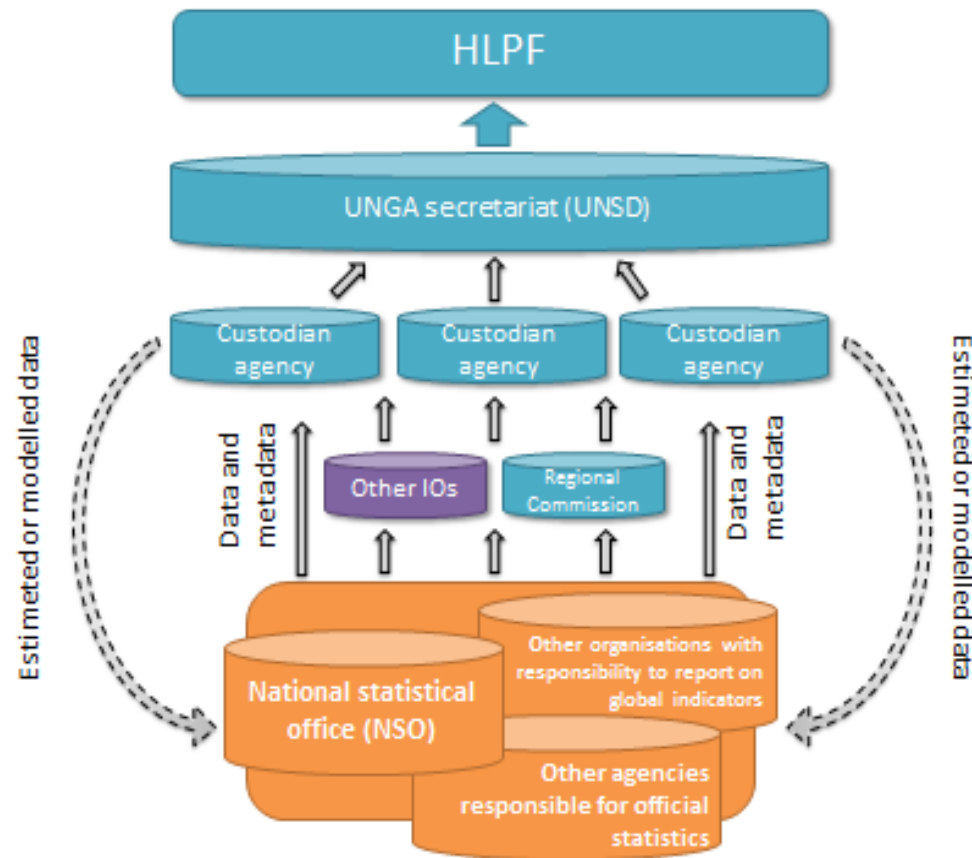
## 2. SDGs and Greece

- In June 2018 Greece will publish the first Country Voluntary Report.
- ELSTAT contributed in the Statistical Appendix.



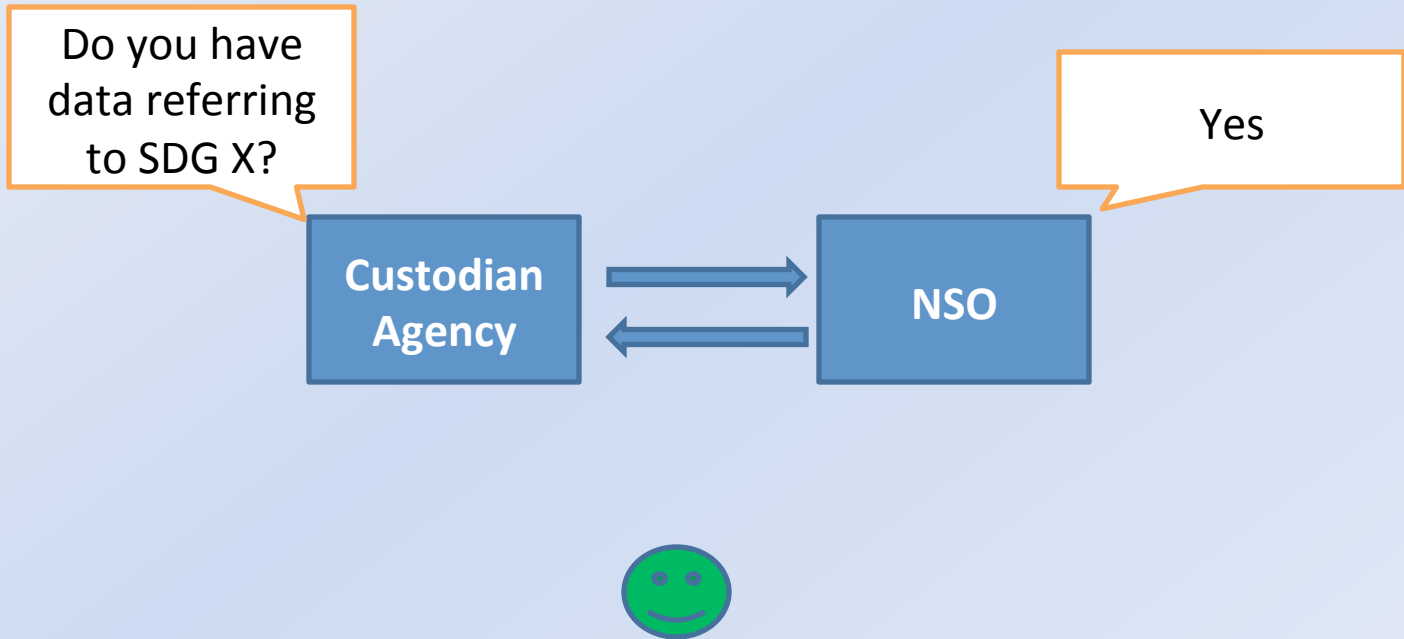


# 3. NSOs vs Custodian Agencies





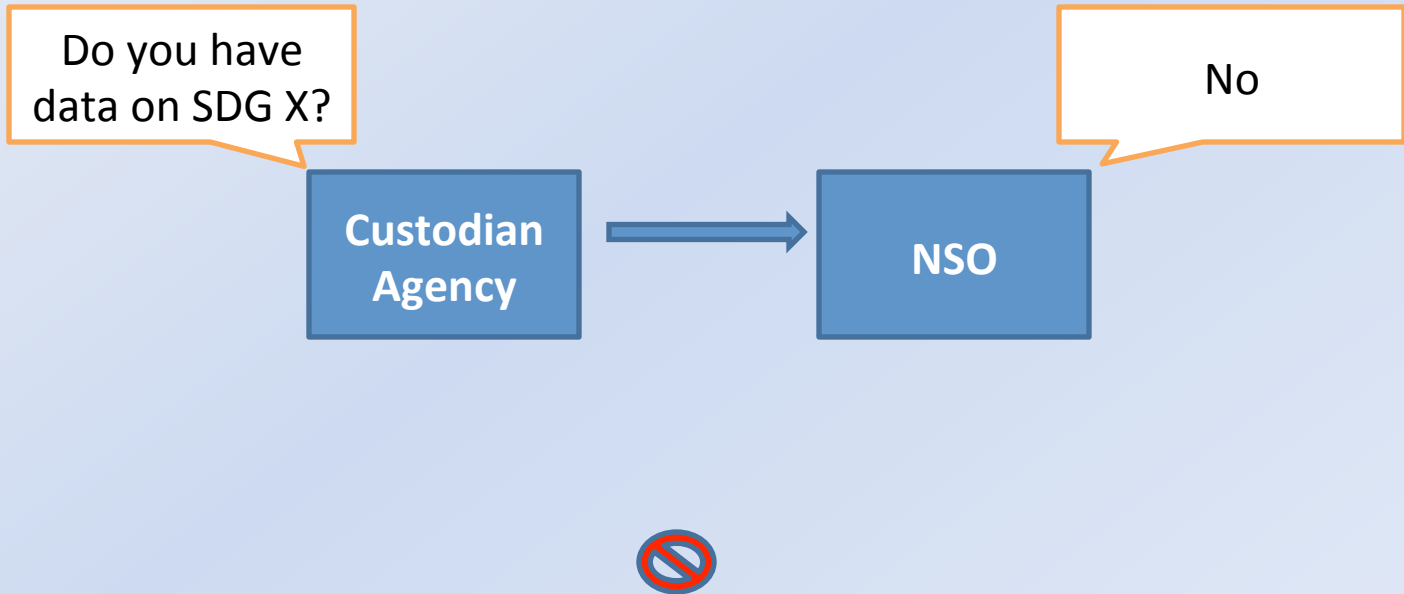
# 3. NSOs vs Custodian Agencies







# 3. NSOs vs Custodian Agencies





# 3. NSOs vs Custodian Agencies

We've a new methodology for the SDG X. These are your country's data. Do we have a validation?

You have a week to answer otherwise we'll consider the data OK

Custodian Agency



NSO

Let me check your methodology and data.

a week??

Your methodology seems plausible and you have a validation





# 3. NSOs vs Custodian Agencies

We've a new methodology for the SDG X. These are your country's data. Do we have a validation?

You have a week to answer otherwise we'll consider the data OK

Custodian Agency



NSO

Let me check your methodology and data.

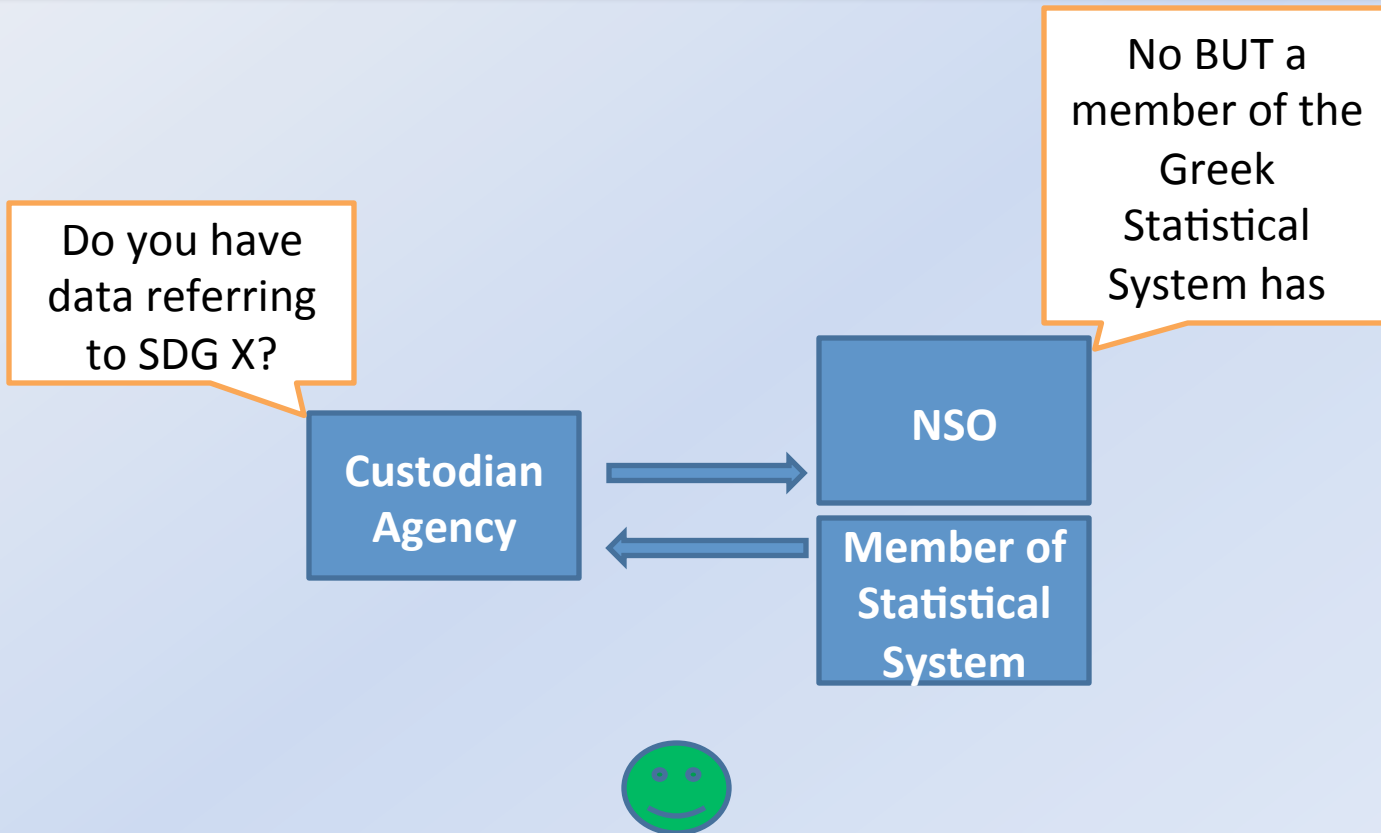
a week??

Your methodology seems plausible but we need some clarifications.

Hello?  
Are you still there?

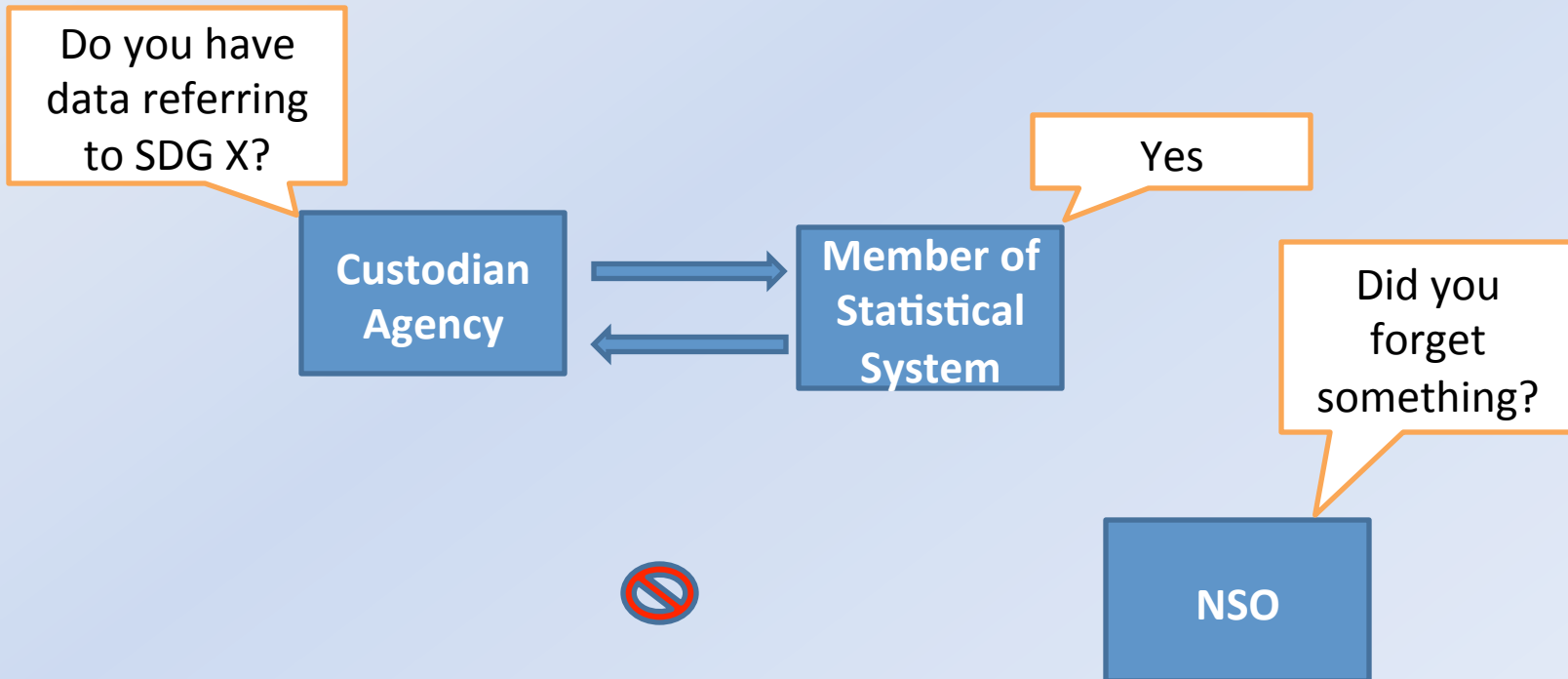


# 3. NSOs vs Custodian Agencies





# 3. NSOs vs Custodian Agencies





## 4. Next Steps

- Next Round in June 2018
- More data in ELSTAT's web page in July 2018

*Thank you*